

2012 Building Products Catalog



DAC
Big Ideas On Display

Table of Contents

I-Design Display System:	p.1 - p.5
Showroom Displays:	p.6 - p.9
Sales Counters:	p.10 - p.13

Standard Colors - Available in Black, White, Cherry & Maple



Payment Terms - 1% 10, Net 30 Days with approved credit and 50% deposit. Prepaid, Master Card, Visa, American Express & Discover are also available.

Lead Time - Custom orders will be shipped within 4 Weeks. Some standard items may be in stock and could be shipped 24 hours after order is placed.

I-Design Display System



Design Center Package 1

The Design Center Package 1 holds nothing back. It houses a basic store set of a (2) 28"x46" window displays, (3) 46" x 46" window displays, a double sided Media Wall that holds up to a 55" TV with storage cabinet, (2) Sitting Tables, (1) 4-Sided Demo Box, and a fully operational 5'0 or 6'0 Patio Door Frame with (2) Resource panels with mounted literature holders and mounted top sign. (Shown with but not including Kiosk, Counters, Rolling Displays, or Door Slab Display)

Design Center Package 1

Price: \$7795.00

Design Center Package 2

The Design Center Package 2 houses (2) 28"x46" window displays, (3) 46" x 46" window displays, (2) Sitting Tables, (1) 4-Sided Demo Box, and a fully operational 5'0 or 6'0 Patio Door Frame with (2) Resource panels with mounted literature holders.

Design Center Package 2

Price: \$4475.00



Vignette Display

This "Vignette" configuration includes (2) 28"x46" displays, (2) 46"x46" displays, and (2) Patio Door displays ranging between 5 and 6 feet. This configuration is great for showing a Casement, Double Hung, Picture Window, and a Slider Window. Also included in this configuration are (2) Sitting Tables perfect for going over contracts and closing sales.

Vignette Display

Price: \$5315.00

Call us to customize a modular configuration for your showroom or trade show needs.

Standard Colors - Available in Black, Navy Blue, White, Cherry & Maple

Lead Time - Custom orders will be shipped within 4 Weeks. Some standard items may be in stock and could be shipped 24 hours after order is placed.



X Display

Another one of the countless IDDS configurations is the "X" display shown here. The "X" configuration is perfect for showrooms with limited space. This build allows for the showing of 2 SH/DH/CSMT windows and 2 PW/HZ SL windows as well as a 3'0 door in the middle. On each side of the door there is a Resource panel for Literature.

Y Display

The display to the right is a "Y" configuration that is perfect for showing off a series of 28" x 46" windows. This configuration is also achievable with 3 larger 46" x 46" components or 3 door slab components. The "Y" display is a great way to get into the I-Design Display System or complement a larger modular build in your showroom.



Stand Alone Displays

The new I-Design Display System is great for stand alone displays as well. With the addition of a modular foot, the IDDS components are now free-standing. Accommodates 28"x 46" SH/DH/CSMT windows, 46" x 46" PW/HZ SL windows.



**Stand Alone
SH/DH/CSMT Display**

**Stand Alone
HZ SL/PW Display**

Call us to customize a modular configuration for your showroom or trade show needs.

Standard Colors - Available in Black, Navy Blue, White, Cherry & Maple

Lead Time - Custom orders will be shipped within 4 Weeks. Some standard items may be in stock and could be shipped 24 hours after order is placed.

Columns



90" Modular Hexagon Column
Part # IDDS-1000



90" Modular Square Column
Part # IDDS-1001



Finished End Cap
(For Window Wall, Door Wall,
or Graphic Panel)
Part # IDDS-1002



42" Modular Hexagon Column
Part # IDDS-1003



42" Modular Square Column
Part # IDDS-1004



Window Wall Displays



SH/DH/CSMT Wall Display
(Rough Opening Size 28" x 46")
Part # IDDS-1100



**SH/DH/CSMT Wall Display
w/ Inter-Frame Swivel**
(Rough Opening Size 28" x 46")
Part # IDDS-1101



Slider Wall Display
(Rough Opening Size 46" x 46")
Part # IDDS-1102

Standard Colors - Available in Black, Navy Blue, White, Cherry & Maple

Lead Time - Custom orders will be shipped within 4 Weeks. Some standard items may be in stock and could be shipped 24 hours after order is placed.

Door Wall Displays



3/0 Door Wall Display
(Rough Opening Size 38.5" x 82")
Part # IDDS-1200



5/0 Door Wall Display
(Rough Opening Size 58.875" x 79.75")
Part # IDDS-1201



6/0 Door Wall Display
(Rough Opening Size 70.625" x 79.5")
Part # IDDS-1202




Door Slab Display Foot
Part# IDDS-1203


Resource Wall Displays



12" Resource Wall
Part # IDDS-1300



36" Resource Wall
Part # IDDS-1301




48" Resource Wall
(For Customer Applied Siding)
Part # IDDS-1304

Standard Colors - Available in Black, Navy Blue, White, Cherry & Maple

Lead Time - Custom orders will be shipped within 4 Weeks. Some standard items may be in stock and could be shipped 24 hours after order is placed.

Media Wall Displays

Desks



**48" Media Wall Display
(Double Sided)**
Part # IDDS-1400



48" Media Wall Base
Part # IDDS-1402



30" High Wall w/Extended Legs and Work Surface **36" High Wall w/Extended Legs and Work Surface**
Part # IDDS-1500 Part # IDDS-1501

Information Kiosk



Information Kiosk w/ Top Sign **Fixed Low Profile TV Mount**
Part # IDDS-1700 (Fits Most 20" - 32")
Part # EMDA-1028

Standard Colors - Available in Black, Navy Blue, White, Cherry & Maple

Lead Time - Custom orders will be shipped within 4 Weeks. Some standard items may be in stock and could be shipped 24 hours after order is placed.

Showroom Displays

Knock Down Window Display

Part #	Opening Size		Description
	Width	Height	
SRKD300	28"	46"	DH/Casement KD with 28" x 46" Window Opening w/ Heavy Duty Casters & Base
SRKD300S	46"	46"	Slider KD with 46" x 46" Window Opening w/ Heavy Duty Casters & Base
SRKD400	28"	46"	DH/Casement KD with 28" x 46" Window Opening w/ Inter-Frame Swivel w/ Heavy Duty Casters & Base

Custom Graphics Available

Standard Colors - Black & Navy Blue

Custom Colors and Sizes are Available Upon Request. Top Sign Frame and Graphics Sold Separately.



Stow-N-Go Window Display

Part #	Opening Size		Description
	Width	Height	
SRS300	28"	46"	DH/Casement Display with 28" x 46" Window Opening
SRS300S	46"	46"	Slider Display with 46" x 46" Window Opening

Custom Graphics Available

Standard Colors - Black & Navy Blue

Custom Colors and Sizes are Available Upon Request. Top Sign Frame and Graphics Sold Separately.

Stowed



Stow-N-Go Window Options

Part #	Opening Size		Description
	Width	Height	
CV-SRSG300	NA	NA	Cover for Double Hung and Casement Display
CV-SRSG300S	NA	NA	Cover for Slider

Custom Graphics Available



Standard Colors - Available in Black, Navy Blue, White, Cherry & Maple

Lead Time - Custom orders will be shipped within 4 Weeks. Some standard items may be in stock and could be shipped 24 hours after order is placed.

Kick Panel Window Display

Part #	Opening Size		Description
	Width	Height	
SRKP100	28"	46"	DH/Casement KP with 28" x 46" Window Opening
SRKP100S	46"	46"	Slider KP with 46" x 46" Window Opening
SRKP200	28"	46"	DH/Casement KD with 28" x 46" Window Opening w/ Inter-Frame Swivel

Custom Graphics Available

Standard Colors - Natural Oak & Medium Oak Veneer

Custom Colors and Sizes are Available Upon Request. Top Sign Frame and Graphics Sold Separately.



Kick Panel Window Display (Continued)

Part #	Opening Size		Description
	Width	Height	
SRKP300	28"	46"	DH/Casement KP with 28" x 46" Window Opening
SRKP300S	46"	46"	Slider KP with 46" x 46" Window Opening
SRKP400	28"	46"	DH/Casement KD with 28" x 46" Window Opening w/ Inter-Frame Swivel

Custom Graphics Available

Standard Colors - Available in Black, Navy Blue, White, Cherry & Maple

Custom Colors and Sizes are Available Upon Request. Graphics Sold Separately.



Wedge Window Display

Part #	Opening Size		Description
	Width	Height	
SRWD100	30.5"	36.5"	Double Hung or Casement Window w/ Interframe Swivel
SRWD100S	36.5"	36.5"	Slider Window w/ Interframe Swivel

Custom Graphics Available

Standard Colors - Natural Oak & Medium Oak Veneer

Custom Colors and Sizes are Available Upon Request. Top Sign Frame and Graphics Sold Separately.



Standard Colors - Available in Black, Navy Blue, White, Cherry & Maple

Lead Time - Custom orders will be shipped within 4 Weeks. Some standard items may be in stock and could be shipped 24 hours after order is placed.

Large Base Column Patio Door Display



Part #	Opening Size		Description
	Width	Height	
SRCL500	0"-96"	0"-88.5"	Sliding or Hinged Patio Door (Without Nailing Fin)
SRCL550	0"-96"	0"-88.5"	Sliding or Hinged Patio Door (With Nailing Fin)

Custom Graphics Available

Standard Colors - Black or Blue w/ White Caps

Custom Colors and Sizes are Available Upon Request. Graphics Sold Separately.

Wedge Patio Door Display



Part #	Opening Size		Description
	Width	Height	
SRWD100	60"	80"	Sliding or Hinged Patio Door (With or Without Nailing Fin)

Custom Graphics Available

Standard Colors - Natural Oak & Medium Oak Veneer

Custom Colors and Sizes are Available Upon Request. Top Sign Frame and Graphics Sold Separately.

Column Displays



Part #	Size	Description
SRCL100	Any Size	Column - Accommodates any Window and Door
SRCLB	Any Size	96" Horizontal Beams w/ Brackets (Can Be Cut To Length)
SRCL200	N/A	Pedestal - Used for Small Item Display or Demonstratio

Custom Graphics Available

Standard Colors - Black & Navy Blue

Custom Colors and Sizes are Available Upon Request. Graphics Sold Separately.

Standard Colors - Available in Black, Navy Blue, White, Cherry & Maple

Lead Time - Custom orders will be shipped within 4 Weeks. Some standard items may be in stock and could be shipped 24 hours after order is placed.

Round Base Spinner Door Display

Part #	Opening Size		Description
	Style		
SRRB100	Stationary		Light Weight Slab Door (Display is Designed for 1 3/4")
SRRB300	Stationary		Heavy Slab Door (Display is Designed for 1 3/4")
SRRB500	Spinner		Light Weight Slab Door (Display is Designed for 1 3/4")
SRRB700	Spinner		Heavy Slab Door (Display is Designed for 1 3/4")



Custom Graphics Available

Standard Colors - Black & Navy Blue

Custom Colors and Sizes are Available Upon Request. Graphics Sold Separately.

Deluxe Glass Demo & Pedestal

Part #	Opening Size		Description
	Width	Height	
IG-LOWEDEMO200	5.5"	7.5" Up to 1" Thick	Deluxe Rotating Glass Demo w/Drawer for Four 10x10 IG Glass Units, Includes Radiometer and 175 IR Heat Lamp
IG-4SIDECL	NA	NA	Floor Column Stand for Deluxe Rotating Glass Demonstrator



Custom Graphics Available

Standard Colors - Black or Blue w/ White Caps

Custom Colors and Sizes are Available Upon Request. Graphics Sold Separately.

Counter Top Glass Demo

Part #	Glass Sizes		Description
	Width	Height	
IG-LOWEDEMO	5.5"	7.5" Up to 1" Thick	Counter Top Glass Demonstrator for 2 Glass Panels - Includes 5/8" & 7/8" U Channel to Frame I.G. Also Includes 2 Grow Lamps & 2 Radiometers

Custom Graphics Available

Standard Colors - White

Custom Colors Available Upon Request.




Standard Colors - Available in Black, Navy Blue, White, Cherry & Maple

Lead Time - Custom orders will be shipped within 4 Weeks. Some standard items may be in stock and could be shipped 24 hours after order is placed.

Sales Counters

Counter 1



Counter 2



Counter 3



Counter 4



Counter 5



Counter 6



Counter 7



Counter 8



Standard Colors - Available in Black, Navy Blue, White, Cherry & Maple

Lead Time - Custom orders will be shipped within 4 Weeks. Some standard items may be in stock and could be shipped 24 hours after order is placed.

48" Transaction Counters

Standard Sizes

Part #	Width	Height	Depth	Description
EMDF-1002	48"	46"	31"	Transaction Counter with Check Writing Ledge, Locking Drawer, Keyboard Tray and One Locking Door



48" Storage Counter

Standard Sizes

Part #	Width	Height	Depth	Description
EMDF-1003	48"	36"	31"	Storage Counter



48" Glass Showcase

Standard Sizes

Part #	Width	Height	Depth	Description
EMDF-1005	48"	36"	31"	Glass Showcase with Light



Transition Corners

Standard Sizes

Part #	Width	Height	Depth	Description
EMDF-1006	24"	34"	29"	45 Degree Transition Corner
EMDF-1007	27"	34"	29"	90 Degree Transition Corner



Standard Colors - Available in Black, Navy Blue, White, Cherry & Maple

Lead Time - Custom orders will be shipped within 4 Weeks. Some standard items may be in stock and could be shipped 24 hours after order is placed.

48" Closing Table

Standard Sizes

Part #	Width	Height	Depth
EMDF-1010	48"	30"	32"

Description
Closing/Signing Agreement Table



24" Transaction Counter

Standard Sizes

Part #	Width	Height	Depth
EMDF-2006	24"	46"	31"

Description
Transaction Counter with Check Writing Ledge & Locking Drawer



24" Storage Counter

Standard Sizes

Part #	Width	Height	Depth
EMDF-2013	24"	36"	31"

Description
Storage Counter with Locking Door & Drawer



48" Food Service Counter

Standard Sizes

Part #	Width	Height	Depth
EMDF-2035	48"	36"	31"

Description
Food Service Counter with Locking Doors & Trash Cutout



Standard Colors - Available in Black, Navy Blue, White, Cherry & Maple

Lead Time - Custom orders will be shipped within 4 Weeks. Some standard items may be in stock and could be shipped 24 hours after order is placed.

48" Desk

Standard Sizes

Part #	Width	Height	Depth
EMDF-2037	48"	40"	31"

Description

Desk with Check Writing Ledge



48" Desk

Standard Sizes

Part #	Width	Height	Depth
EMDF-2039	48"	30"	31"

Description

Desk with Flat Counter Top



Filing Cabinet

Standard Sizes

Part #	Width	Height	Depth
EMDF-2040			

Description

Filing Cabinet with Locking Drawers



Transition Fillers

Standard Sizes

Part #	Width	Height	Depth
EMDF-2041	24"	29"	29"
EMDF-2042	27"	29"	29"

Description

45 Degree Transition Filler

90 Degree Transition Filler



Standard Colors - Available in Black, Navy Blue, White, Cherry & Maple

Lead Time - Custom orders will be shipped within 4 Weeks. Some standard items may be in stock and could be shipped 24 hours after order is placed.